

**KIT HAS 2 SINGLE SIDED PANELS  
BACKSIDE WILL BE WHITE  
ON EACH PANEL**

**FOR REFERENCE ONLY  
PLEASE USE FULL SIZE  
TEMPLATES ON PAGE 2  
TO SET UP ARTWORK**

**TEMPLATE KEY**

-  = BLEED AREA
-  = FINISHED SIZE
-  = SAFE AREA
-  = STITCH LINE

**BLEED AREA**  
N/A  
(no bleed required)  
Area of art that is used for finishing product. Background color/image should extend into this area.

**FINISHED SIZE**  
24"W x 36"H  
Area of art that is visible after finishing product. Background color/image should extend into the bleed area.

**STITCH LINE**  
N/A

**SAFE AREA**  
23"W x 35"H  
Recommended area to place artwork. Artwork within this area will be safe from variance in cut of finished edge /stitch line.

**Using PMS colors in your art is recommended but an exact match cannot be guaranteed.**

**All our products are printed CMYK (4 color) process from your art file.**

- All images must be embedded
- All fonts must be outlined.

**ACCEPTABLE FILE FORMATS:**



- Adobe Illustrator (.ai, .pdf, .eps)
- All Fonts Outlined
- Images Embedded



- Adobe Photoshop (.psd, .tif, .jpg)
- 200 DPI at 100% Scale

**THIS IS A SINGLE SIDED PRODUCT**  
**(2) ART FILES ( one for each panel)-BACKSIDE WILL BE WHITE**


### TEMPLATE KEY

-  = BLEED AREA
-  = FINISHED SIZE
-  = SAFE AREA
-  = STITCH LINE


### CUSTOMER NOTE:

- Design each print file on its own artboard to the finished size. 2 print files total


Panel 1:  24" **W** x 36" **H**

Panel 2:  24" **W** x 36" **H**

- All images must be embedded.
- All fonts must be in outline format.



**PANEL\_1**



**PANEL\_2**